



Introducing
Teaching
Portfolios

Alexandra Bitton-Bailey,
Academic Innovations Specialist
Center for Teaching Excellence



Objectives

I.

Understand the purpose of teaching portfolios

II.

Reflect on the content & format of effective teaching portfolios

III.

Review best practices for creating a teaching portfolio

IV.

Brainstorm & create an outline for your teaching portfolio



What is a Teaching Portfolio?

"A professional website that documents your experience as a teacher and provides concrete evidence of your effectiveness as a teacher."

Variations of
a Teaching
Portfolio

- Professional Portfolio
- Online Portfolio
- Research vs. Teaching

Why is a Teaching Portfolio Important?

01

Showcases the breadth & depth of your teaching abilities

02

Provides evidence to support your application

03

Helps viewers understand your work within the context of the role/department

Main Content

01

Evidence & Artifacts

02

Reflection & Philosophy

Teaching Portfolio Content

DO's

- Teaching statement/goals
- Examples of teaching practice
- Example syllabi
- Examples of teaching materials
- Student evaluations
- Student work examples
- Awards/Honors
- Relevant publications/presentations
- C.V., research statement, diversity statement (PDF or reformatted)
- Professional Development
- Unique contributions to teaching
- Play to your strengths!

DON'TS

- Poor student evaluations
- Use student work or photos without permission (FERPA)
- Use student names
- Copy your C.V., teaching statement, etc. onto the page
- Claim any materials as your own unless you developed them
- Overstate or misrepresent what you have done

Elements of a Teaching Portfolio: Evidence

- Teaching Statement
- Teaching Documentation
- Teaching Effectiveness
- Student Learning
- Professional Development
- Contributions to Teaching Profession
- Honors, Awards, Recognitions, etc.

Common Platforms

 | Wix

 | Weebly

 | WordPress

 | Blogger

 | Google Sites

Other Elements to Consider:

- Research Statement
- Diversity Statement
- Publications Section
- Volunteering/Service
- International Experience

Storyboard Activity

Individually, use
the handout to
think through
the content.

How will you
handle the
layout?

What do you
want to include
in your portfolio?

The facilitator will
be available if
you need
assistance



Storyboard

Group Reflection:

Share your storyboard.

Explain **briefly**:

1. Why you chose the content
2. How you determined the layout

After each person shares, provide **brief** feedback.

- What might be missing?
- What helped highlight the person's unique strengths?
- What could be changed?

Teaching Statement/ Philosophy



College Specific Guidelines

- Check on your college's guidelines
- Identify ways to achieve these
- Connect the guidelines to your teaching
- Explain your path to teaching distinction

What Does a Teaching Philosophy Look Like?

01

Beliefs

(what do you think?)

04

Future Goals

(how will you improve?)

02


Strategies

(what do you do?)


03

Impact

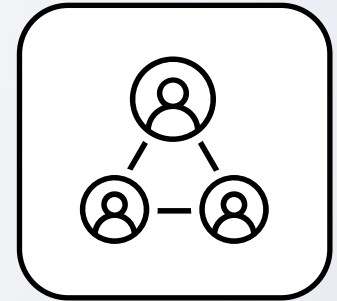
(what is the effect on learners?)



How do students
learn in your course?




How do you create an
effective teaching &
learning environment?




What are your
expectations of the
student-teacher
relationship?






How do you know
students are learning
what you expect?
(assessment)



Do you connect your
research or professional
work with your teaching?



How have you grown
as a teacher?



Worksheet: Teaching Philosophy

- What is good teaching and learning in my context?
- Who or what has influenced my teaching?
- When have I felt most engaged and affirmed in my teaching?

Worksheet: Teaching Philosophy

- What are my teaching strategies?
- What matters most to me about my teaching?
- What do I want readers to remember?



Work sheet 1


Worksheet 1



Connect the Dots

Refer to information and/or evidence located elsewhere in your packet.

Worksheet 1



Alignment

Is your statement consistent with your
teaching practice?

Alignment

01

What is good teaching and learning in my context?

02

Who or what has influenced my teaching?

03

When have I felt most engaged and affirmed in my teaching?

Alignment

01

Future Goals

04

Impact

02

Beliefs

03

Strategies

Questions?

teach.ufl.edu



Credits

Grise-Owens, E. (2018). *Activating a Teaching-Learning Philosophy: a practical guide for educators*. Alexandria, VA: CSWE Press.

Kenny, N., Berenson, C., Jeffs, C., Nowell, L., & Grant, K. (2018, September). Teaching Philosophies and Teaching Dossiers Guide.

Seldin, P. (2009). *The academic portfolio: a practical guide to documenting teaching, research, and service*. San Francisco, CA: Jossey-Bass.

Seldin, P., Miller, J. E., & Seldin, C. A. (2010). *The teaching portfolio: a practical guide to improved performance and promotion/tenure decisions*. San Francisco: Jossey-Bass.